




PRODUCT PORTFOLIO
2022/2023

Clyde World Trade Network
part of Actinoid Group of Companies

We want to define the industry and analyse the trade in order to give our clients a comprehensive image of the industry's benefits in various marketplaces. Our economists create interactive charts and up-to-date creative industry data, as well as high-quality, in-depth trade analyses and plans that shape the future of international trade, investment, and export promotion.





Clyde World Trade Network Ltd

Clyde, which is part of the Actinoid Group of Companies, is driving global agro-food system consolidation between Europe and Central Asia, with a focus on commodity trade.

Actinoid Group is a leading global trade establishment that provides a wide range of trade services to a large and diverse client base that includes corporations, financial institutions, governments, and individuals.

With a long-standing market presence, Clyde World Trade Network has a deep understanding of the world's largest agricultural markets with a vision to create a vertically-integrated global agricultural supply chain, strengthen worldwide origination, logistics and trading capabilities and grow the business globally.

Table of Contents

01	ABOUT US	<u>2</u>
----	----------	----------

02	INSIGHT	<u>3</u>
----	---------	----------

03	OUR SERVICES	<u>4</u>
----	--------------	----------

04	OUR PRODUCT RANGE	<u>6</u>
----	-------------------	----------

OLIVE OIL AND OLIVES	<u>11</u>
----------------------	-----------

THERMOWOOD	<u>13</u>
------------	-----------

FRUIT AND VEGETABLES	<u>15</u>
----------------------	-----------

FISH AND FISH PRODUCTS	<u>17</u>
------------------------	-----------

CONFECTIONARY PRODUCTS	<u>19</u>
------------------------	-----------

WHEAT & BREAD & CERALS	<u>21</u>
------------------------	-----------

05	OUR LOCAL PRODUCERS	<u>7</u>
----	---------------------	----------

06	GLOBAL TRADE TRENDS	<u>8</u>
----	---------------------	----------

07	UK-TURKEY TRADE OPPORTUNITIES	<u>9</u>
----	-------------------------------	----------


WHY DO WE USE TURKISH SUPPLIERS	<u>10</u>
---------------------------------	-----------

01 About Us




Clyde World Trade network Ltd Clyde's a new and innovative consumer goods company. We realise that in the new world order, new systems of efficiency have to be applied to attain maximum consumer and client satisfaction. We are known for our great brands, a global footprint and our belief in doing business the right way. Our products are available in around 190 countries. We have over 200 household name brands produced especially in Turkey and post-soviet countries.

Clyde World Trade network is part of the **Actinoid Group of Companies**. Actinoid Group is a leading global trade establishment that provides a wide range of trade services to a large and diverse client base that includes corporations, financial institutions, governments, and individuals.



Our products are available in countries all over the world

190



We are over local and global producer client base

200




One of the Turkey's largest globally diversified natural resource companies.

1

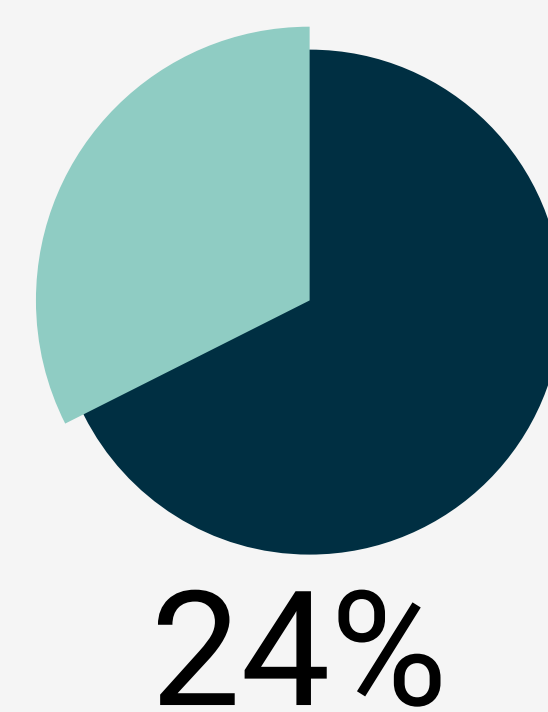
- We are a leading player in the marketing of physical goods.
- We physically procure commodities and goods from our global supplier network and sell them to clients worldwide.
- This includes transporting goods by sea, rail, and truck, storing them, processing them, and delivering them on time, in the quality, and according to the specifications that our clients want.
- We distinguish ourselves from firms that primarily focus on commodity production through these marketing operations.

02 Insight




We are a worldwide trading organisation that is growing to reach more people and link them to safe and sustainable commerce in agricultural products, agricultural equipment, and a variety of other commodities

Global trade is the engine of the world economy, so we aim to make trade **between countries easier and more accessible**. We are opening the world of trade to new technologies, and new nations.



World merchandise trade recorded a 24% year-on-year increase in the third quarter of 2021. While growth was recorded in all regions, it was slower than in Q2 2021 due to a relatively higher base from the same quarter of 2020

Growth in global trade is nowcast to have continued in the fourth quarter of 2021. Merchandise trade increased with new momentum after a slowdown of quarter-on-quarter growth, seasonally adjusted, since the end of 2020. **Merchandise exports in values are nowcast to have risen by 3.1 per cent from the third to the fourth quarter of 2021, after a rise of 2.5 per cent in the quarter before.**



Corporate Service

We help **businesses expand** by advising them on the purchase and sale of goods, and enterprises, obtaining finance, and risk management. As global merchandise is growing we aim to make our clients take part in this expansion.



Trade and Investment

Cross-border trade and investment restrictions and distortions have an impact that extends beyond their specific policy areas and can have significant spillover effects, increasing costs in the domestic and global economies. **We aim to reduce these costs to a minimum level.**



Business Services

We will **guide you through every stage of the process so that you can adapt to market changes quickly** enough to maintain your position in a complex and often fragmented journey while providing consistent quality of service whenever and wherever you need it.

03 Our Services

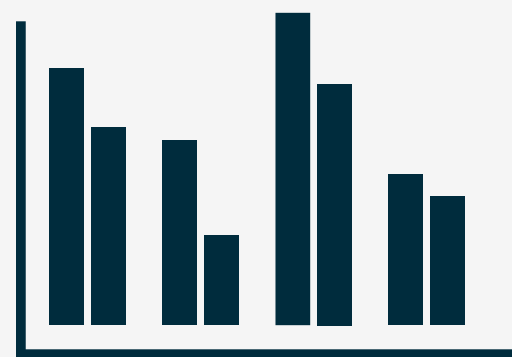
We provide a forum for negotiating agreements aimed at reducing barriers to international trade and ensuring a level playing field for all, thereby contributing to economic growth and development. We also offer a legal and institutional framework for these agreements' implementation and supervision, as well as the resolution of disputes arising from their interpretation and application. We deal with the global rules of trade between nations. We have analyzed that costs for services are declining through industrial reports from world-leading financial reporting companies. We can safely say that this could be largely due to the impact of digital technologies, and how this is expected to expand the share of services in global trade.

International market development requires resources of time and money on the part of the exporter, it's important to ensure that a strong foundation has been built in the domestic market upon which to base future export-market-expansion activities so that international activities do not compromise the company's core business. It provides the framework for any cross-border transport-related business and government domains to specify their own specific information exchange requirements whilst complying with the overall processes and data structures.



DOMESTIC-MARKET ESTABLISHMENT

As it has established numerous local suppliers in many countries, Clyde WTN reduces market research expenditures for businesses seeking diverse suppliers to deliver high quality and competitive prices.



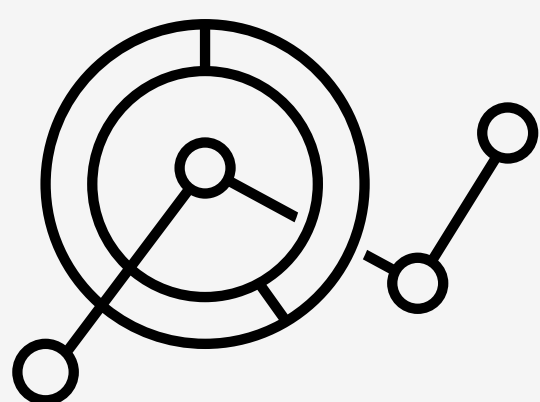
EXPORT RESEARCH AND PLANNING

Clyde WTN completes all research procedures, sets plans for the trade, prepares written documentation of how when the trade will be possible and what is the most feasible way of trade.



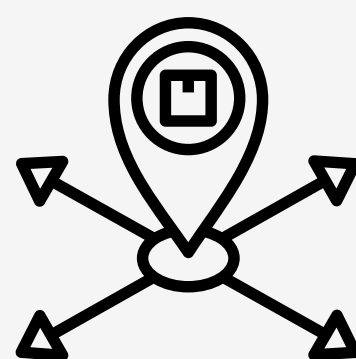
INITIAL EXPORT SALES

Clyde WTN sets documentation, distribution channels, transportation and collection, we get to know the customer target group, to determine what product modifications may be necessary and learn about regulations that might affect the business.



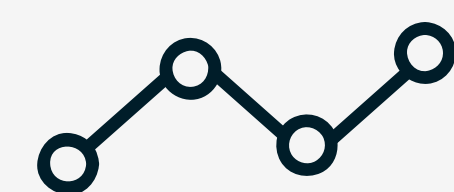
EXPORT FIRST STAGE

Establish the buyer's need, the volume of goods with the time frame it is needed. We establish the transport and which port will be used. We provide active communication of waybills, good receipts and status reports



EXPORT

Clyde WTN obtains import/export licence, provide customs declarations, provide cargo declaration. We provide services to apply trade security procedures and clear good from imports/exports

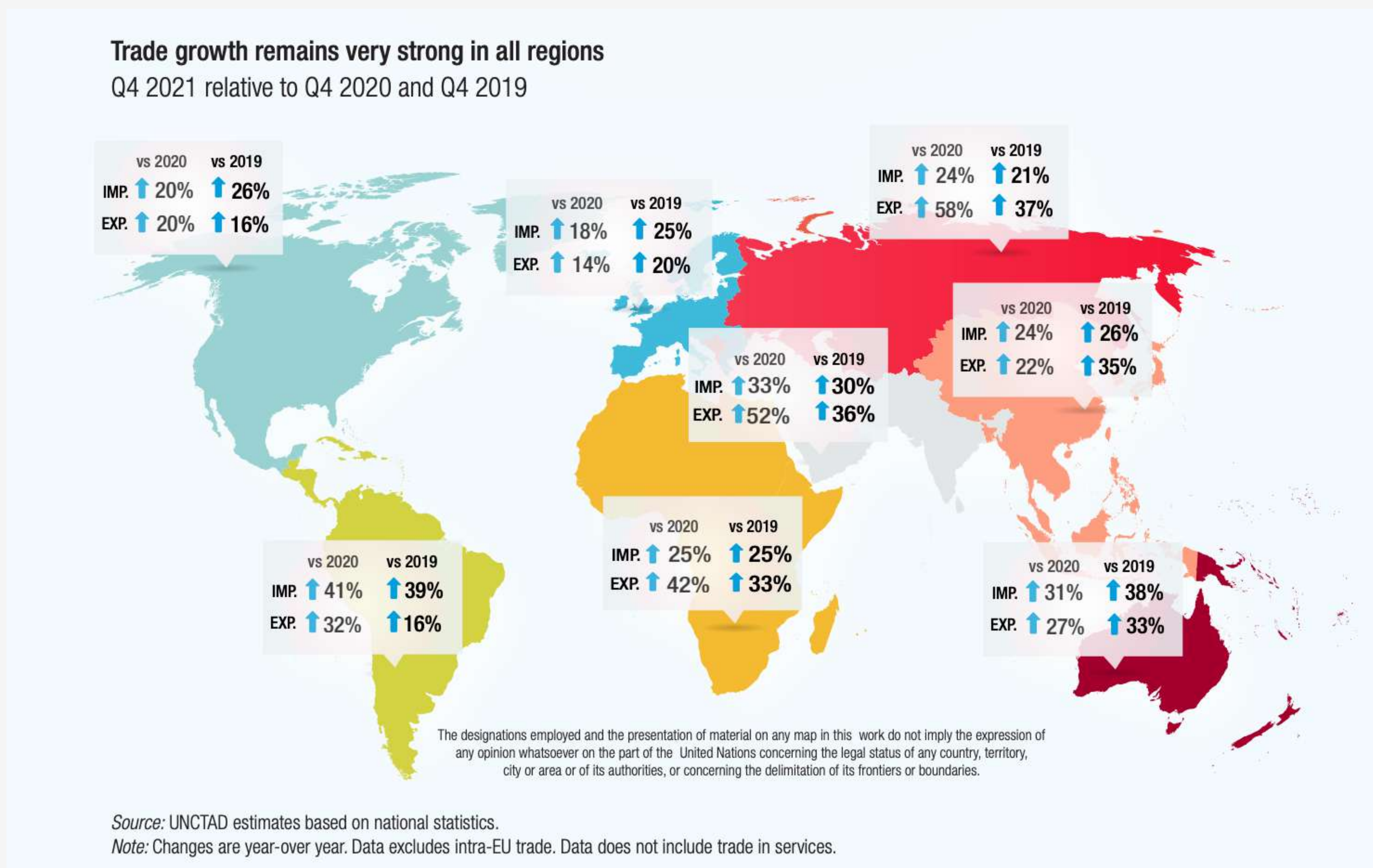


FINANCIALS

Clyde WTN provides credit ratings, provide insurance if the company it collaborates with does not hold one, we provide credit options and work with banks to receive credit letters. We provide all financials easing while trading is on-process

Over the last few decades, countries have made significant progress in lowering trade tariffs and dismantling quota systems. International trade has increased and manufacturing has become more global, with developing, emerging and transition economies connecting with international supply and value chains in terms of both their exports and imports. The worldwide distribution and sourcing cycles, along with just-in-time and just-in-sequence logistics services and the emergence of e-business, have created pressure on governments to ensure efficient, fast and reliable border crossing and clearance procedures.

Overall, the value of global trade reached a record level of about US\$ 28.5 trillion in 2021, an increase of about 25 per cent relative to 2020 and an increase of about 13 per cent relative to the pre-pandemic level of 2019. While most global trade growth took hold during the first half of 2021, growth continued in the second half of 2021. After a relatively slow third quarter, trade growth picked up again in Q4 2021, when the value of global trade increased by about 3 per cent relative to Q3 2021.



Thus, The government have been phasing in border controls for most goods throughout 2021, with new import border control processes in full effect from 1st January 2022. This includes the UK-Turkey trade agreement which was signed before regulations went under full effect. Thus, we provide new opportunities for the UK buyers with lower prices and higher quality goods

**CONTACT
US**

 [Email Us](#)

 [Linkedin](#)

 [Facebook](#)

 [Twitter](#)

04 Our Product Range

Trade-in agro-food products have grown strongly over the last two decades, reaching almost 7% in real terms annually between 2001 and 2019. But agro-food trade isn't just increasing, it's becoming 'global'. A growing share of agro-food trade is taking place in global value chains (GVCs) – agricultural and food processing value chains that are spread over several countries – linking agro-food sectors and other sectors of the economy from across the world. We believe we can make difference in the agro-food trade and increase the sales between Turkey and other nations with the post-Brexit United Kingdom.



OLIVE OIL AND OLIVES

RULES IMPORTING TO UK

Pure olive oils are regulated by the Olive Oil (Marketing Standards) Regulations 2014. All pure olive oils have the correct chemical properties, such as their acidity, fatty acid and sterol composition. Pure olive oils we trade are: Cold Pressed Olive oil, Extra virgin olive oil, Virgin olive oil, Olive oil is composed of refined olive oils and virgin olive oils, olive pomace oil.

- All our products obey (REUL) Regulation 29/2012 (as amended) for products sold in Great Britain
- From 1 October 2022, blended pure olive oil sold in Great Britain must not display 'non-EU' on its label, unless the product was already bottled and labelled before this date



WOOD PRODUCTS & TIMBER

RULES IMPORTING TO UK

All goods we trade meet the UK Trade border rules as all our clients in the wood and timber industry have;

- Request an inspection by completing a notice of landing form
- A single phytosanitary certificate
- All regulated materials are accompanied by a phytosanitary certificate until these equivalence arrangements are renewed

While international agro-food markets have evolved, most countries continue to provide support and impose barriers through measures that distort trade and limit the benefits that international agro-food markets can deliver for consumers. We use our knowledge in international agreements and cooperations to make the most feasible trade for our clients.



FRUIT AND VEGETABLES

RULES IMPORTING TO UK

All goods we trade meet the UK Trade border rules as all fresh fruits and vegetables from Turkey has;

- UK Approved Inspection Service (AIS) status
- A CoC is issued by the country we are importing from (the country must have UK AIS status)
- UK ports will be used as a mean of transport unless the buyer has its own transportation facilities



FISH AND FISH PRODUCTS

RULES IMPORTING TO UK

All goods we trade meet the UK Trade border rules as all fresh fruits and vegetables from Turkey has;

- A processing statement that has been endorsed by the competent authority in the country where the fish was processed
- Proof of storage issued by the competent authority in the country where it was stored



CONFECTIONERY PRODUCTS

RULES IMPORTING TO UK

Trade is possible and we can bring the following into Great Britain from any country without any restrictions:

- bread, but not sandwiches filled with meat or dairy products
- cakes without fresh cream
- biscuits
- and more please click the link here



WHEAT& BREAD& CEREALS

RULES IMPORTING TO UK

imports of cereals and cereal products must meet the same or equivalent food hygiene standards and procedures as food produced in GB. This applies to cereals such as oats, barley, bran, rye, wheat, millet, corn, soya

- We either apply for a licence or work with clients who already have the Rural Payments Agency's approval.



05 Our Local Producers

Since World War II, and particularly in the last three decades, worldwide commerce in products has grown dramatically. Food is no exception, and today's global food system is incredibly complex and interdependent, with over \$1.1 trillion in agricultural commerce. To a greater or lesser extent, every country in the globe relies on commerce to meet its overall food demands. An examination of the major commodity trade networks indicates complex interdependence, with manufacturing concentrated in a few nations exporting to many, some of which in turn export it forward.

Through this process of global trade, what we focus on is that we ethically source commodities that improve everyday living by supplying safe and quality-assured resources that fulfil regulatory criteria and industry standards across the entire supply chain.

We establish our expectations for **ethical business practices, safety, health, human rights, and environmental stewardship through our Supplier Norms, which are based on internationally recognised standards**, as well as Actinoid Group of Companies' Code of Conduct and Anti-Corruption and Human Rights Policies.

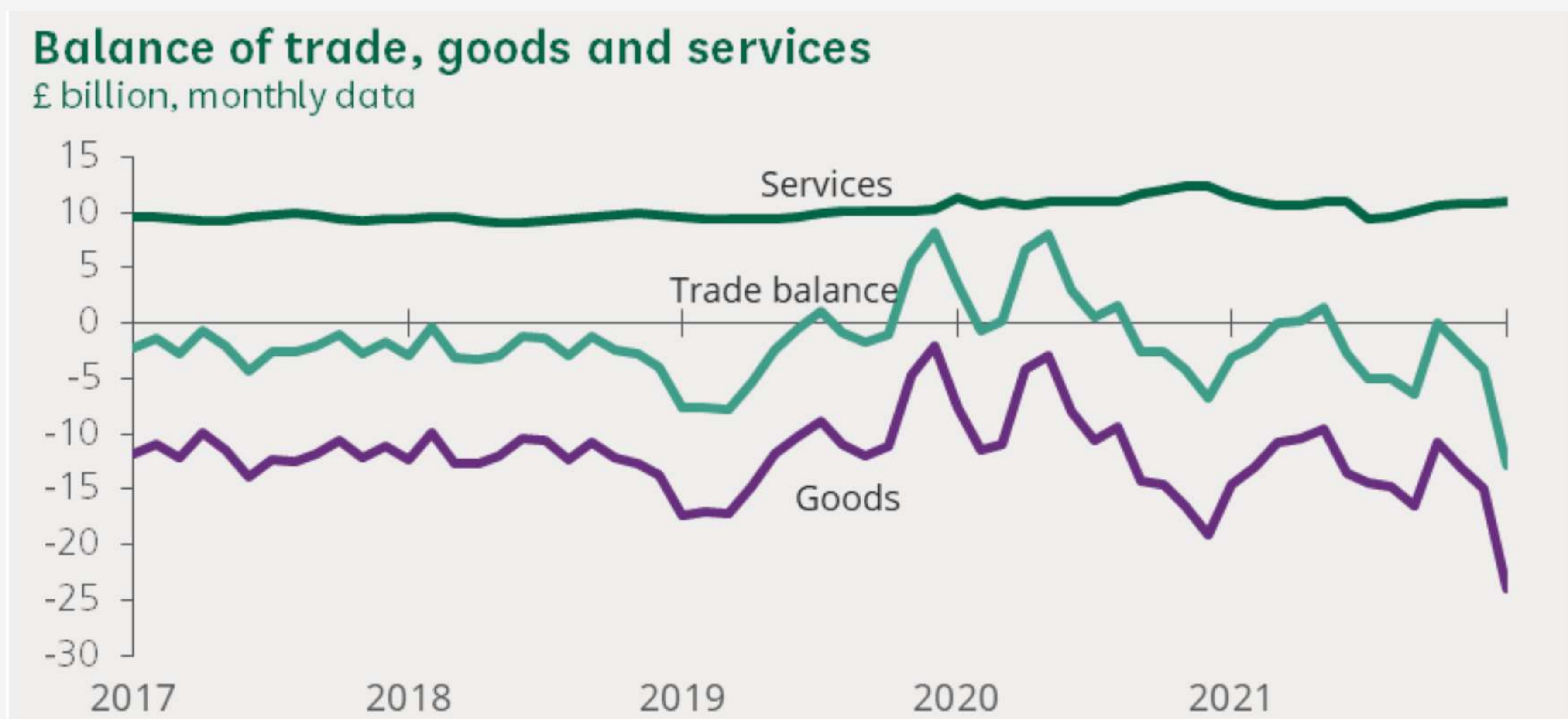
Responsible sourcing, also known as supply chain responsibility, is **our commitment to consider social, ethical, and environmental factors when managing our relationships with suppliers and consumers**, as well as to undertake due diligence on their supply chains and minimize human rights concerns.



06 Global Trade Trends

The import and export trends of some of the world's largest trading economies provide more evidence of current trade growth patterns. In Q4 2021, goods trade in all major economies was much higher than pre-pandemic levels in 2019, for both imports and exports. Negative quarter-over-quarter rates indicate that several of the big economies' favourable export trends reverted in Q4 2021.

Trade growth rates in Q4 2021 remained very robust across all geographic regions, but lower in Europe, North America, and East Asia. As commodity prices have risen, export growth has often been stronger in commodity-exporting regions. The Annex contains trade performance and volatility indicators at the nation level for the fourth quarter of 2021.



The UK generally imports more than it exports meaning that it runs a trade deficit. A deficit of £156 billion on trade in goods was offset by a surplus of £127 billion on trade in services in 2021. The overall trade deficit was £29 billion in 2021. The UK had a trade deficit with the EU of £32 billion in 2021 and a trade surplus of £3 billion with non-EU countries.

The trade deficit with all countries widened to £26.2 billion in the three months to February 2022 compared with an £8.5 billion deficit in the previous three months. Exports grew by 1.0% in cash terms over this period and imports increased by 11.2%.

01

A longstanding EU proposal to increase reciprocity in access to public procurement looks likely to advance in 2022, following approval by the European Parliament's Committee on International Trade in December 2021

02

In response to the increasing use of tariffs and trade barriers as a means of exerting political and economic pressure, the EU has proposed a new mechanism enabling it to use trade countermeasures (including tariffs and other restrictions) against instances of economic or political coercion by other States.

03

2021 saw a wave of economies express interest in joining the Asia-Pacific trade bloc, with formal applications now received from the UK, Taiwan, Ecuador and China, and interest from South Korea and Thailand.

UK TRADE UPDATES 2022

➤ Total imports of goods, excluding precious metals, increased by £4.7 billion (11.0%) in January 2022, because of a £4.7 billion (24.3%) rise in imports from EU countries while imports from non-EU countries remained flat.


➤ The total trade in goods and services deficit, excluding precious metals, widened by £8.6 billion to £21.3 billion in the three months to January 2022

07 UK-TURKEY Trade Opportunities


When the UK was an EU Member State, its trading relationship with Turkey was governed by the EU-Turkey Customs Union, alongside an agreement on agriculture and the coal and steel agreement. This arrangement has been transitioned into a traditional free trade agreement.

Preferential tariff rates for bilateral trade in goods between the UK and Turkey continue to apply as set out in the agreement. In some cases, the non-preferential applied rates for imports into the UK may in fact be lower because of changes in the UK's Most Favoured Nation tariff schedule.

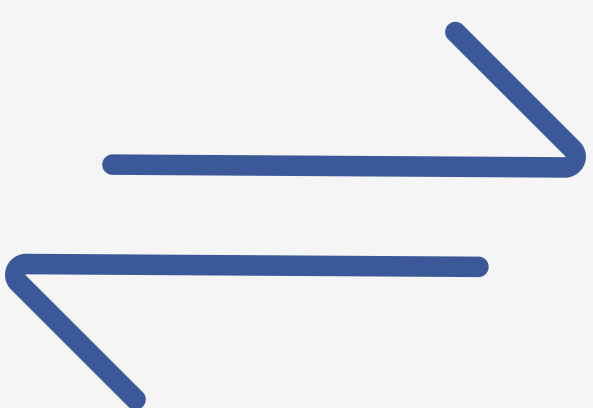
Exporters need to prove origin via self-certification in order to benefit from these preferential rates. For example, the good must be originating in one of the parties.



For UK-Turkey trade, until 31 December 2021, businesses do not need supplier declarations from business suppliers in place when the goods are exported but they must be confident that the goods do meet the agreement's preferential rules of origin. Businesses may be asked to retrospectively provide a supplier's declaration after this date



In the UK-Turkey agreement, **materials originating from Turkey, as well as production carried out within Turkey on non-originating materials**, may be considered as originating in the UK (and vice versa).



Businesses and traders can still trade goods that do not meet the rules of origin, but they:

- will not benefit from preference under the UK-Turkey FTA
- may have to pay the standard ('Most Favoured Nation') tariffs that Turkey and UK apply to imports

All goods we trade meet the UK Trade border rules as all fresh fruits and vegetables from Turkey has;

The UK and Turkey have a **Bilateral Investment Treaty**, which remains unaffected.

There are no specific investment provisions in place in the UK-Turkey agreement.

When the UK was in the EU and hence the EU-Turkey Customs Union, goods could move freely between the two countries using an A.TR certificate, showing that the goods were in 'free circulation in the EU or Turkey whatever their country of origin.


- Total imports of goods, excluding precious metals, increased by £0.6 billion (1.4%) in December 2021, because of a £0.6 billion (2.5%) rise in imports from non-EU countries while imports from EU countries remained flat.
- The trade-in goods deficit, excluding precious metals, narrowed by £0.2 billion to £43.0 billion in Quarter 4 2021, as imports of goods increased by £6.1 billion (5.1%) and exports increased by £6.3 billion (8.2%)
- Imports from non-EU countries remain higher than from EU countries for the 11th consecutive month and continue to be driven by increasing imports of fuels

Why Do We Use Turkish Suppliers

Albeit not officially part of the European Union, Turkey is one of the EU's main partners and both are members of the **European Union–Turkey Customs Union**. Turkey borders two EU member states Bulgaria and Greece.

The European Union–Turkey Customs Union is a trade agreement between the European Union (EU) and Turkey. The agreement came into effect on 31 December 1995, following a 6 March 1995 Decision of the European Community–Turkey Association Council to implement a customs union between the two parties. **Goods may travel between the two entities without any customs restrictions.**

In 1996 a free trade area was established between Turkey and the European Union for products covered by the European Coal and Steel Community. Turkey is also a member of the **Euro-Mediterranean partnership** and as such is interested in concluding free trade agreements with all other Mediterranean partners, with a view to the creation of a Euro-Mediterranean free trade area, originally aimed for by 2010.



Turkey is also now seeking inclusion in the Transatlantic Trade and Investment Partnership (TTIP). There is now broad recognition that TTIP, if concluded, will adversely impact Turkey as well as a number of pro-Western countries like Canada, Mexico, Norway, and Switzerland that have close trade relations with the EU or the United States



Turkey more economically integrated with the transatlantic community will also be more constructive on the difficult issues in its neighbourhood. **Turkey exercises a powerful influence on all the states on its periphery, particularly the Caucasus and this influence continues into the Central Asian states where a Turkic ethnolinguistic zone extends eastward to the Chinese border.**

Co-operation in the energy field, as well as Turkey being named as one of the big emerging markets, further strengthen Turkey-US relations. 1998 will be a critical year for the realisation of the **Caspian-Ceyhan project**.

1

It is a Euro-Zone Country where there is small tax or even no tax levels to products originated from Turkey.

2

It has many ports for export and import options which makes the transport cost really small

3


it has excellent trade relationship with turkic countries which they have established economic cooperations.

4

it is the connection between east and west with strong economic collaborations from middle east countries, as well as Russia and ex-soviet block countries

Oilve Oil and Olives





Certificate

Exporting certified olive oil to many countries and possessing ISO9000, ISO22000, KOSHER and ECOCERT certifications,



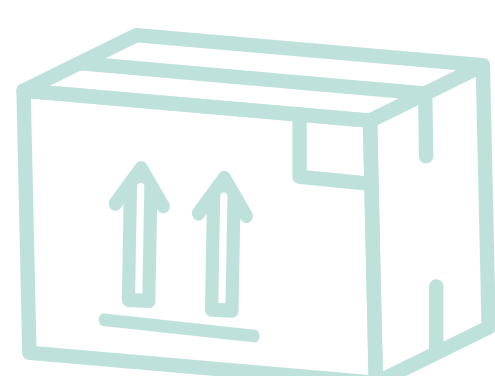
Location

Many regions through out Turkey



Type

- Cold-Pressed Olive Oil
- Extra Virgin Olive Oil
- Virgin Olive Oil
- Extra Light Olive Oil
- Olive Pomace Oil



Packaging

Packaging Type

- Glass
- Tins
- steel drums
- reusable bulk plastic containers,
- flexitanks
- truck cisterns.

Packaging Amount

- 250 mL
- 500 mL
- 1 Kg
- 2 Kg
- 5 Kg
- 10 Kg
- 20 kg
- 50 Kg -200 Kg (Drums)
- 20 tonnes (Flexitanks)

About the Product

The olives are carefully harvested by traditional methods, **pressed and stored under sanitary conditions in some of the most technologically advanced facilities in the world.** Possessing one of the 35 laboratories accredited by the IOOC and being one of the 15 members of the Worldwide Olive Oil Quality Control Programme,

The reason why imports from Turkey are Beneficial for buyers?

- In 2020/21, Turkey exported around 60 thousand metric tons of olive oil.
- **NO CUSTOM DUTY on Turkish olive oils and olives.**
- Free from deadly Pathogens affecting olive oils which have been seen in many countries in Europe, especially in Spain and Portugal
- Giving choice to UK sellers as the route with France transport has been difficult during post Brexit period.

In 2022, The worldwide Market for Olive Oil is valued at 16600 million USD in 2020 is expected to reach 24730 million USD by the end of 2026, growing at a CAGR of 5.8% during 2021-2026.

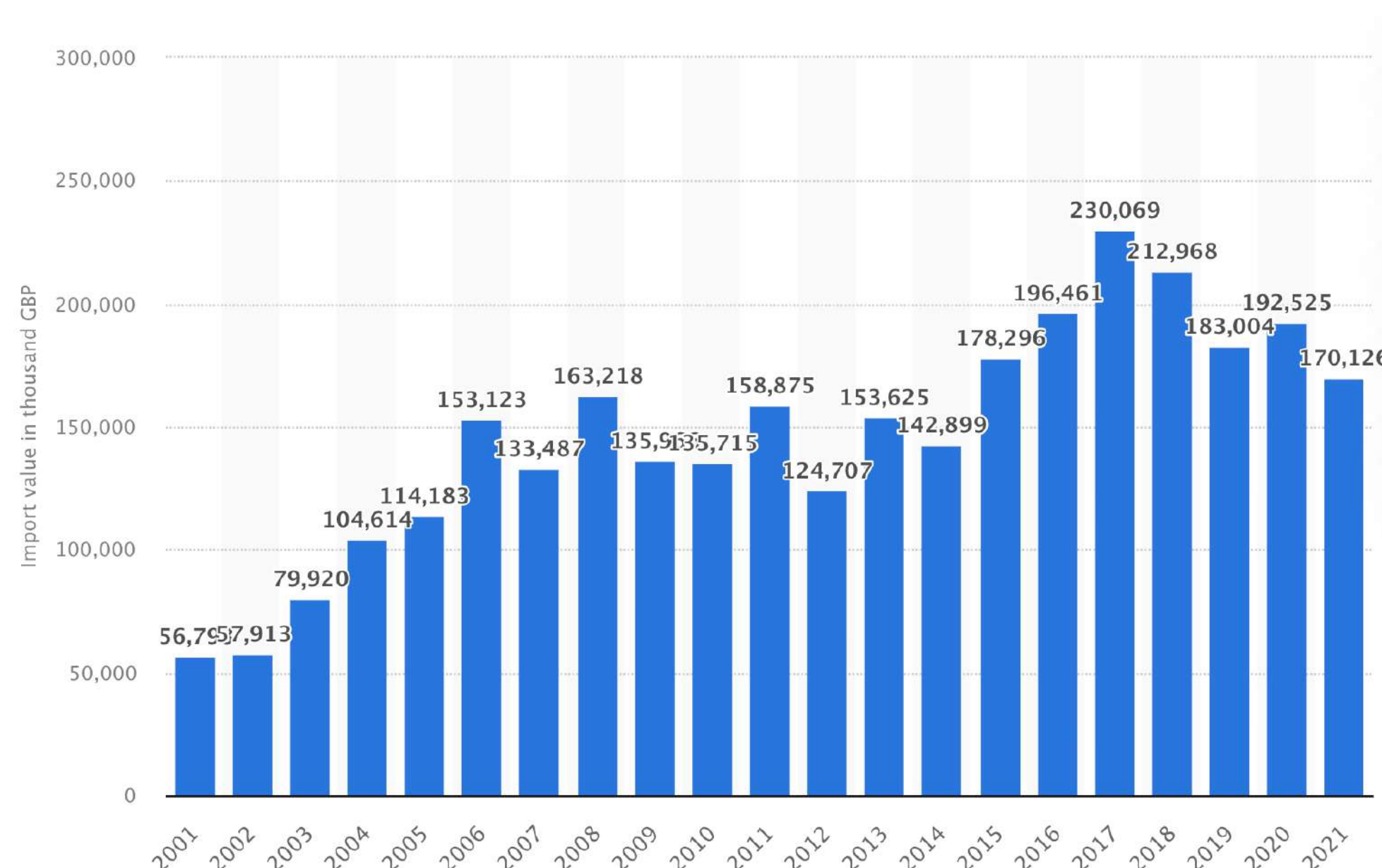
We provide a large scale product type for olive oils. We offer both organic and inorganic types of olive oil and olives. Turkey exports most of its Olive oil to the United States, Japan and India. We aim to be a major olive oil seller to the United Kingdom, especially after the supply chain problems resulting from Brexit.

If you compare the import figures for olive trade in the United Kingdom, in 2018 compared to the previous year, it increased by 41 per cent in terms of quantity, from 1,322 tons to 1,870 tons, and by 35 per cent in terms of amount, it reached 3.3 million pounds, and that was the target market for the Turkish olive and olive oil sector.

The reason is there is no customs duty on olive imported from Turkey

According to an article published on BBC in April 2020, "Researchers say the economic costs of a deadly pathogen affecting olive trees in Europe could run to over €20 billion. A deadly pathogenic disease, Xylella, is considered to be one of the most dangerous pathogens for plants anywhere in the world. At present, there is no cure for the infection."


As a result, UK importers have decreased European olive oil imports and are now focusing on marketing Turkish olive oils in the UK. For example, Spanish olive oil sales fell from £130 million in 2018 to £110 million in 2019.



© Statista 2

In 2021, imports of olive oil were valued at approximately 170 million British pounds. This constitutes an increase of 23 million British pounds in comparison. There has been a steady decline in 2021 due to difficulties faced from Covid-19 and Post-Brexit. We believe we can help the increase of various products of olive and olive oil in the UK by promising a continuous supply-chain route.

Thermawood & Other Wood Products



Certificate

Phytosanitary certificate until these equivalence arrangements are renewed. A pre-notification is submitted by the importer in England, Scotland or Wales. documentary and identity checks.



Location

Turkey, Ukraine

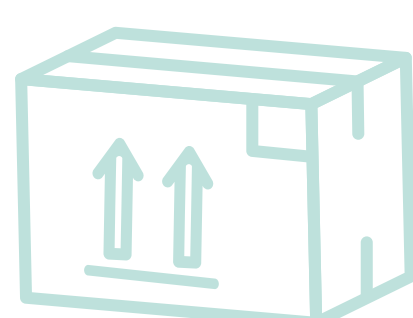


Type

- Pro-filled Timber
- Rounded Log
- Log
- Carriage
- Decking
- Floor Board
- Cladding Board
- HandRails
- Skirting Board

Colour

- ThermoWood® ash
- ThermoWood® pine
- ThermoWood® ayous
- ThermoWood® fraké
- ThermoWood® poplar
- **Other Colours are available on demand**



Packaging

Various container sizes depending on the request

About the Product

Thermowood, commonly known as heat-treated wood, is a beautiful, environmentally friendly wood that is manufactured without the use of chemicals.

Thermowood is made by heat-treating Scandinavian softwood in special chamber kilns for up to 96 hours at temperatures ranging from 180 to 230°. During treatment, steam acts as a protective gas, preventing the wood from splitting and being harmed. As a result, this sort of wood is entirely natural and chemical-free, and it may be properly burned or recycled after a long life.

ThermoWood has improved durability due to the reduction of hemicelluloses (arabinose, galactose, xylose, mannose). These are the foodstuff for rotcausing fungi and bacteria and in the absence of nourishment, they are not able to occupy ThermoWood.

DURABILITY

The improved durability ofThermoWoodmakesitan excellent material to use in the production of timber cladding and rain screens. The heat treatment process enables the use of ScandinavianRedwood in areas requiring a service life of up to 30 years without the need for chemical preservatives.

ENVIRONMENT

The timber used to produceThermoWood is grown in our own Finnish forests which are fully certified under the Finnish Forestry Certification System and Pan European Forestry Certification. As such you can besureThermoWood is sourced from well managed and sustainable forests. The heat treatment process requires no chemical additives. The improved performance is achieved simply by the controlled application of heat and steam.

STABILITY

ThermoWood is more stable than untreated softwood. The changes that occur within the timber during heat treatment make it less able to absorb or lose moisture. This restriction of moisture movement limits any potential for swelling, shrinkage or distortion of ThermoWood cladding boards.

MAINTENANCE

Heat treatment removes resin from timber. As are suit there is no resin leakage or“bleed” through the surface coatings. The combined effect of this together with improved stability can lead to a lower maintenance requirement

UK imports:

- 7.2 million cubic metres of sawn wood (3%);
- 3.3 million cubic metres of wood-based panels (-10%);
- 9.1 million tonnes of wood pellets (+2%);
- 5.3 million tonnes of pulp and paper (-10%);
- The total value of wood product imports was £7.5 billion (-10%).

Apparent consumption of wood products in the UK including:

- 10.4 million cubic metres of sawn wood (+1%);
- 5.8 million cubic metres of wood-based panels (-10%);
- 9.4 million tonnes of wood pellets (+3%);
- 7.2 million tonnes of paper (-10%).



Certificate

plant health (phytosanitary) requirements for timber, wood and wood products (items 109 - 142)

Phytosanitary certificates for re-export

Complete a notice of landing form

a single phytosanitary certificate

another phytosanitary certificate for re-export (where appropriate)



Location

Turkey, Ukraine



Type

External Cladding

Beams & Accessories

Cedar Slats

Oak Slats

Oak Bollards

Oak Sleepers

Oak Trusses

Planed Oak Stair Strings

Oak Gazebos

Oak Pergolas

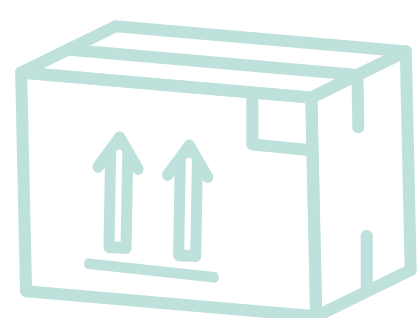
Unfinished Flooring

Engineered Flooring

Timber Packs

Wood Finishes

Marine Timbers



Packaging

Various container sizes depending on the request

About the Product

Thermowood, commonly known as heat-treated wood, is a beautiful, environmentally friendly wood that is manufactured without the use of chemicals.

The United Kingdom officially left the European Union on 31 December and regulations were put on active status in January 2022 as a result, the UK is no longer part of the EU customs union or single market. Now, Timber Trade Federation importer members still must complete import procedures and due diligence when importing timber from the EU. New due diligence requirements are now in place as a result of the adoption of UK Timber Regulations, with many timber businesses trading in the customs union who were previously classed as 'Traders' to become 'Operators'.

As the UK will no longer be in a customs union with the EU, this means timber importers bringing wood in from EU countries will become 'Operators' (instead of their current status as 'Traders'). Importers and exporters will both need to ensure they have appropriate documentation to meet their obligations under UKTR.

These changes will encompass the vast majority of Timber Trade Federation members and those builders' merchant chains who conduct their own timber importing activities, having an immediate impact on their due diligence procedures.

Under UKTR, Operators must collect and demonstrate much more detailed due diligence procedures. They are obliged to ensure there is a 'negligible risk' of illegally- harvested timber entering their supply chains.

In the case of Timber Trade Federation members, under the TTF's Responsible Purchasing Policy, Operators must also submit their due diligence actions to independent third-party audit, ensuring that customers can continue to buy quality products.

Preferential tariff rates for bilateral trade in goods between the UK and Turkey continue to apply as set out in the agreement. In some cases, the non-preferential applied rates for imports into the UK may in fact be lower because of changes in the UK's Most Favoured Nation tariff schedule Exporters need to prove origin via self-certification in order to benefit from these preferential rates. For example, the good must be originating in one of the parties.

Goods transited through the EU, and any other country with whom cumulation is applicable, are not subject to the same restrictions as those in transit through other third countries. For example, you can split a consignment in the EU when exporting goods to Turkey, provided the goods comprising the consignment have not cleared customs in the EU. Transit through any other third country is possible provided your goods remain under customs surveillance and do not undergo operations other than unloading, reloading or any operation designed to preserve them in good condition.


What we offer is to eliminate supply-chain problems that facing the importers currently after post-Brexit regulations. We can transit all the products through European Countries without any additional tax obligations.

We also offer transport by sea which is faster and low in costs. This again eliminates most of the supply-chain problems faced by the UK recently.

We also provide quality goods with comparative pricing due to benefits through exchange rates and low labour costs in Turkey.

Fruit and Vegetables





Certificate

- Procedure for Electronic Application for Certificates from the Horticultural Marketing Inspectorate (PEACH) system.
- Turkey has UK AIS status, UK Approved Inspection Service (AIS) status
- Most imports accompanied by a CoC from countries with UK AIS status do not need routine quality and labelling (marketing standards) checks.
- Specific Marketing Standard (SMS) for 10 types of fresh produce
- General Marketing Standard (GMS) for most other fresh fruit, vegetables, nuts and herbs



Location

Turkey



Type

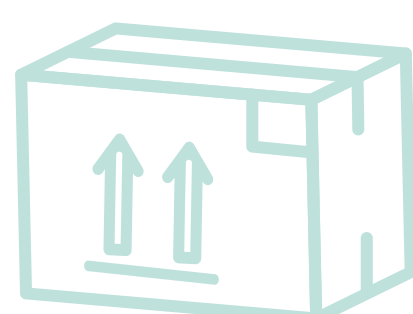
Fruits

- Apples and pears, Citrus – oranges, grapefruits, mandarins and limes, Stone fruit – nectarines, apricots, peaches and plums, Tropical and exotic – bananas and mangoes, Berries – Strawberries, raspberries, blueberries, kiwifruit and passion fruit, Melons – watermelons, rockmelons and honeydew melons, Tomatoes and avocados.

Vegetables

- Leafy green – lettuce, spinach and silverbeet, Cruciferous – cabbage, cauliflower, brussels sprouts and broccoli, Marrow – pumpkin, cucumber and zucchini, Root – potato, sweet potato and yam, Edible plant stem – celery and asparagus, Allium – onion, garlic and shallot.

Other options are also available on request



Packaging

The label on all packages of SMS produce (including pre-packed produce) must include:

- quality class, country of origin in full, size, weight range or number of items (see each standard for exact requirements), net weight or the number of items

About the Product

The United Kingdom of Great Britain and Northern Ireland and the Republic of Turkey signed a Free Trade Agreement (the “Agreement”) on 29 December 2020. This agreement replicates, as far as possible, the EU-Turkey trade arrangement which applied in the United Kingdom until the end of the Transition Period following our departure from the EU.

In free trade agreements, Rules of Origin are used to determine the economic nationality of a good. **In order to qualify for preferential tariff rates, a good has to “originate” in one of the parties to the agreement.** Trade agreements may also allow materials originating and/or processed in a country other than the exporting party to count towards meeting the specific origin requirements for preferential treatment, a process known as “cumulation”

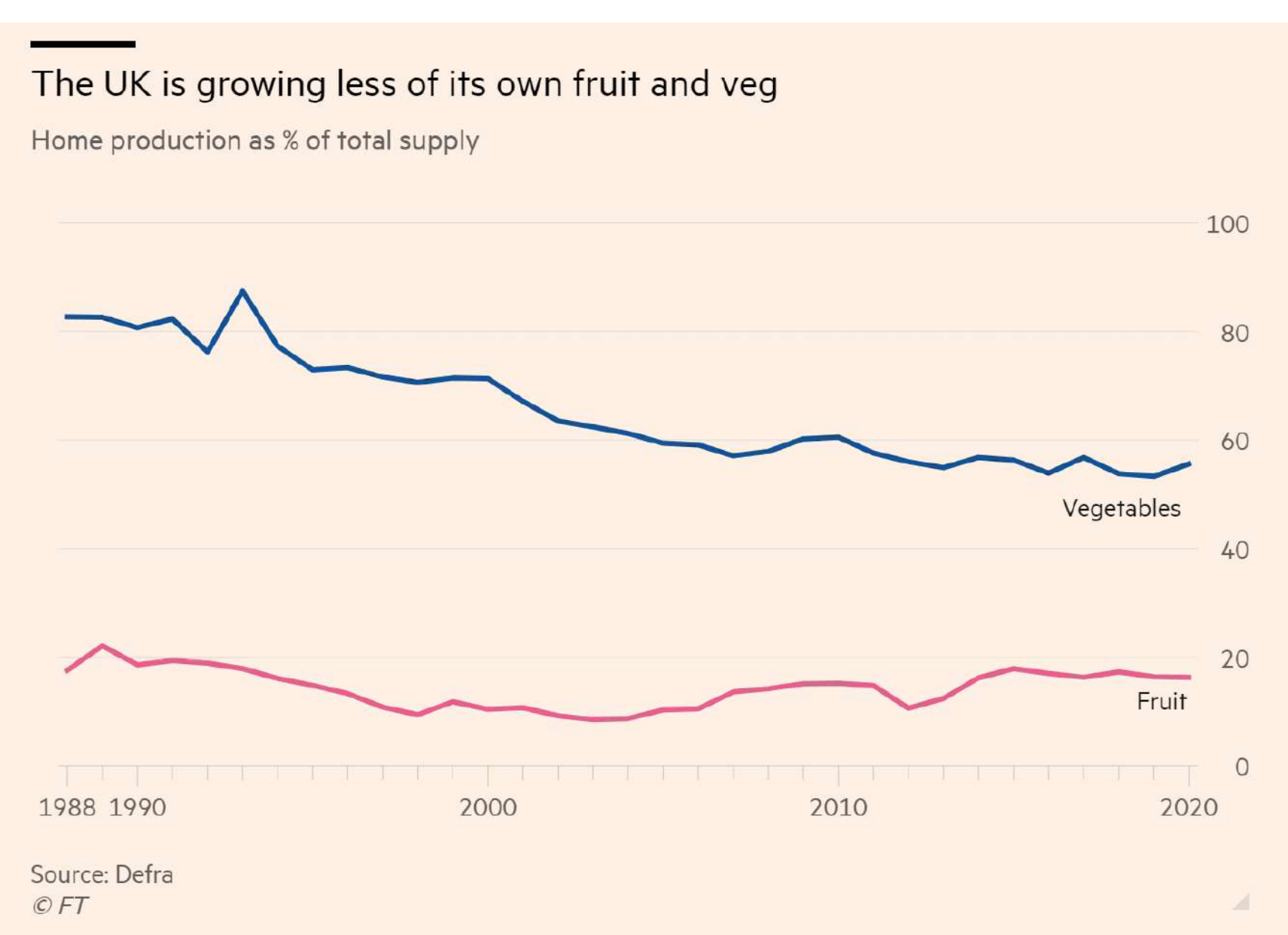
Imports of Edible Fruit & Nuts in the United Kingdom increased to 514.25 GBP Million in January from 420.59 GBP Million in December of 2021

UK fruit and vegetable growers are cutting their planting for 2022 after unprecedented labour shortages led to widespread wastage of produce, with hundreds of tonnes of crops from broccoli to raspberries left to rot in the fields stated Financial Times.

Now growers are planning smaller harvests for next year, expecting that the balance will be made up by imports. “Many of these businesses have expanded over the years – we are now talking about a potential contraction,” said Tom Bradshaw, vice-president of the National Farmers’ Union. In 2020 imports accounted for about 84 per cent of fruit and 44 per cent of vegetable consumption in the UK, according to official data.

Growers are reducing crop sizes, especially up in Scotland. Some growers have pulled out of strawberries altogether. There are raspberry growers in Kent that are going to uproot crops and not plant any more

Ali Capper, who chairs the NFU’s horticulture and potatoes board, said there had been a small amount of wastage in previous years but “I’ve never known it like this. It’s usually a bit of soft fruit at the end of the season . . . now it’s widespread. “If the government allows this to go on to the end of the year or beginning of next year, there will be a big structural change in the sector – a decline in production,” she said.



According to this data, we are expecting shortages within the UK vegetable and fruit market. To overcome this problem we are offering the highest quality of food for the UK market.

There are also ongoing pressures on supply chains caused by the war in Ukraine, Russian sanctions and the Covid-19 pandemic, as well as post-Brexit challenges with EU countries


What we provide is stability and a continuous supply of required items within the time frame of the buyer's schedule. We bypass all these economic and political problems and set a new route for a continuously safe and stable supply chain. Turkey and UK have a NO CUSTOM DUTY trade agreement which was signed in 2020 and which indicates that the UK Government is also aware of the economic and political challenges of the post-Brexit era and takes measures to eliminate these problems as much as possible.

We believe we can be part of these processes by providing a wide range of products to UK markets with local producers of Turkey and post-soviet countries where the fruit and vegetable production is highest. We provide a wide range of products organic, inorganic, fresh, and frozen according to our client's wishes.



FISH AND FISH PRODUCTS





Certificate

- a processing statement that has been endorsed by the competent authority in the country where the fish was processed
- proof of storage issued by the competent authority in the country where it was stored
- UK Economic Operators Registration and Identification (EORI) number
- 0.00% Tariff on Fis products imported from Turkey
- Documents you may need to prove that the fish was caught before 1 January 2021 include:
 - invoices
 - sales notes
 - landing declarations
 - health certificate issued by the country of origin



Location

Turkey




Type

Sea Bass, Bluefish, Bonito, Sardines, Mullet, Turkish Salmon, Trout, Sea Bream, Meagre,

Cut Type

- Fresh Skin-on Fillets
- Fresh Skin-off Fillets
- Fresh Gutted
- Frozen Skin-On Fillets
- Frozen Skin-Off Fillets
- Frozen Gutted
- Whole Frozen/ Fresh
- Butterfly (head-on, head off, with fins, without fins, with gills, without gills)
- Twin PBI/PBO
- Canoe Cutting



Packaging

Various sizes of packages and containers are available all obeying import and commodity transport rules
C21, Full, SFD, SDI, SDW and WRD for packages and
C21, Full, SFD, SDI, SDW and WRD for containers

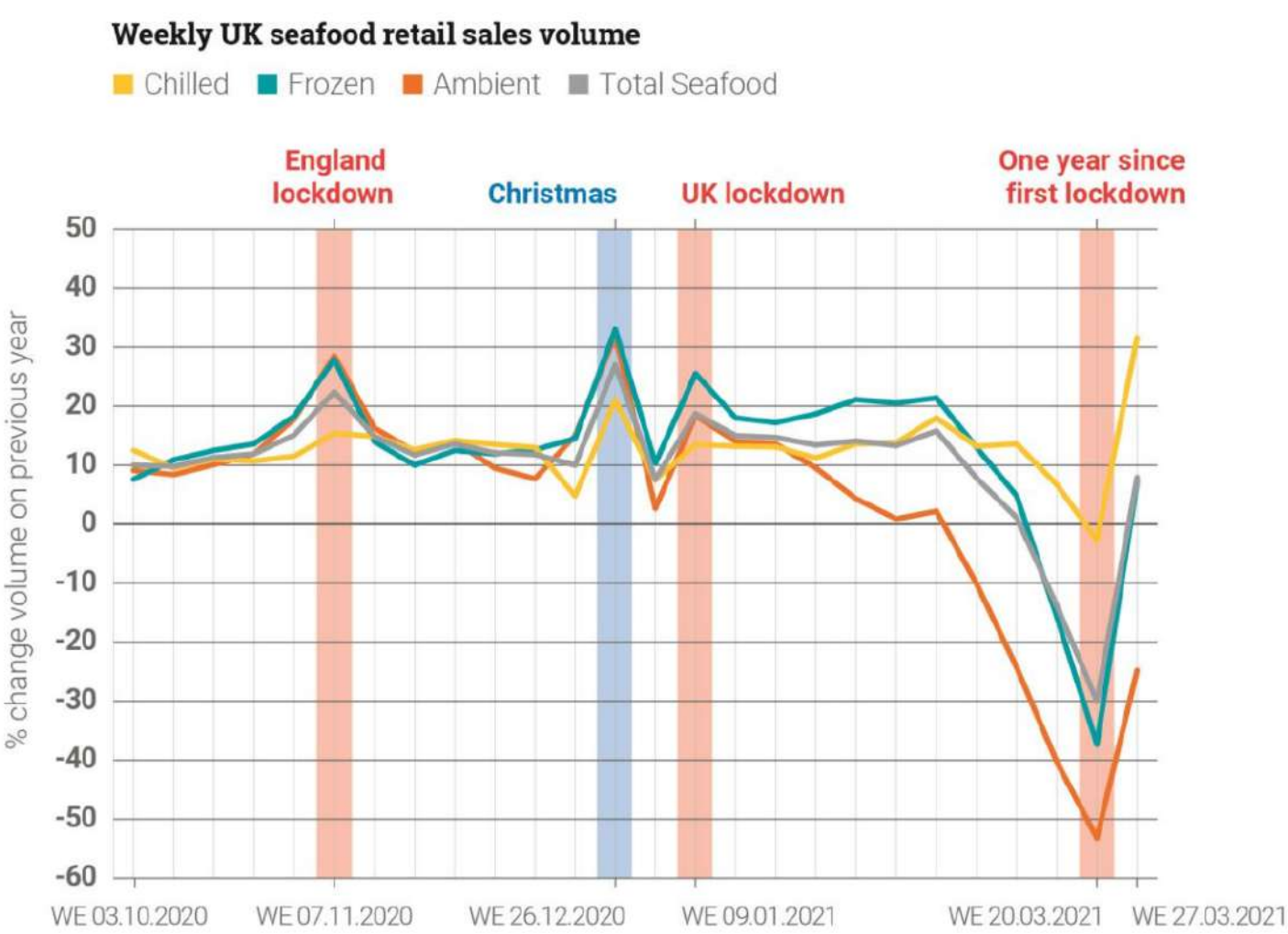
About the Product

Early 2021 was an uncertain and volatile period for many UK seafood businesses. Increasing Covid-19 infections and restrictions remained a challenge. Within this restricted operating environment, new trade requirements were introduced, following the UK’s exit from the EU on 1 January.

These changes further complicated operating conditions. Just before the start of the year, the UK re-entered lockdown as Covid-19 case rates rapidly increased across the country. The UK remained in lockdown from January to March. Restaurants were closed to dine-in customs and people were told to stay at home. For many businesses, Covid-safe operating became the new ‘status quo.’ These businesses reported that the impacts of Covid-19 were ongoing but unchanged from the end of 2020.

Businesses of trading fish and fish products to the UK experienced major trade disruptions in January and February even though tariff-free trade is ensured between the UK and EU, depending on the origin of the traded products. The frequency and severity of disruptions reduced as they developed a clearer understanding of the new requirements and could more effectively identify and address issues. However, increased transit time and cost remained an issue until the end of March. Overall, this was a challenging time for many businesses. A year of the Covid-19 pandemic had already worn down their resilience and financial reserves. Many food service and export businesses found themselves in a particularly precarious position

This is claimed to be a political result of Brexit-related initiatives. We expect that commerce with Turkey will be able to avoid this regular disruption. The trade tariff between the United Kingdom and Turkey is 0.00%, and this is expected to improve as ties improve.



With the UK back in lockdown from January to March, retail sales remained strong. Overall, 2021 retail sales volume remained 14% above pre-Covid levels from January to March. The overall decrease in sales volumes seen in March 2021 compared to March 2020 was 30%. This decline was due to the unprecedented, 63% increase in retail sales volume in the lead up to the first lockdown in 2020


Inspections and checks on the EU side led to further delays. In some cases, different Border Control Posts in the EU interpreted the new rules differently. This meant that a consignment that was considered compliant in one country was not deemed compliant in another. These inconsistencies drove further frustrations amongst exporters. **Thus trade with Turkey is a better option as we bypass all these individual countries and have direct transportation to the UK through different transportation means.** This will reduce the dependency of the UK on the EU countries and will establish better pricing without fluctuations for a long time.

Limited transportation and logistics disruptions related to the end of the transition period were cited by seafood importers as the implementation of equivalent checks and paperwork on EU imports to the UK was delayed until later in the year. Some container ships were reportedly tied up from January to March due to a decrease in trade volume and transport demand. Other ships reportedly lost cargo to storms causing additional disruption to inbound trade. The week-long blockade of the Suez Canal at the end of March disrupted an estimated £7bn of goods each day. It was expected to cause delays to UK-bound shipments in April. Many businesses have experienced a disturbance in their trade and the risk of shutting down due to continuous changes of rules with the EU. We believe we can overcome this and enable many businesses to have healthier future sales and re-construct trust with clients.



CONFECTIONARY PRODUCTS





Certificate

- a processing statement that has been endorsed by the competent authority in the country where the fish was processed
- proof of storage issued by the competent authority in the country where it was stored
- UK Economic Operators Registration and Identification (EORI) number



Location

Turkey

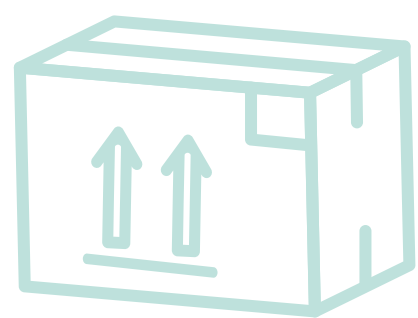


Type

Sea Bass, Bluefish, Bonito, Sardines, Mullet, Turkish Salmon, Trout, Sea Bream, Meagre,

Cut Type

- Fresh Skin-on Fillets
- Fresh Skin-off Fillets
- Fresh Gutted
- Frozen Skin-On Fillets
- Frozen Skin-Off Fillets
- Frozen Gutted
- Whole Frozen/ Fresh
- Butterfly (head-on, head off, with fins, without fins, with gills, without gills)
- Twin PBI/PBO
- Canoe Cutting

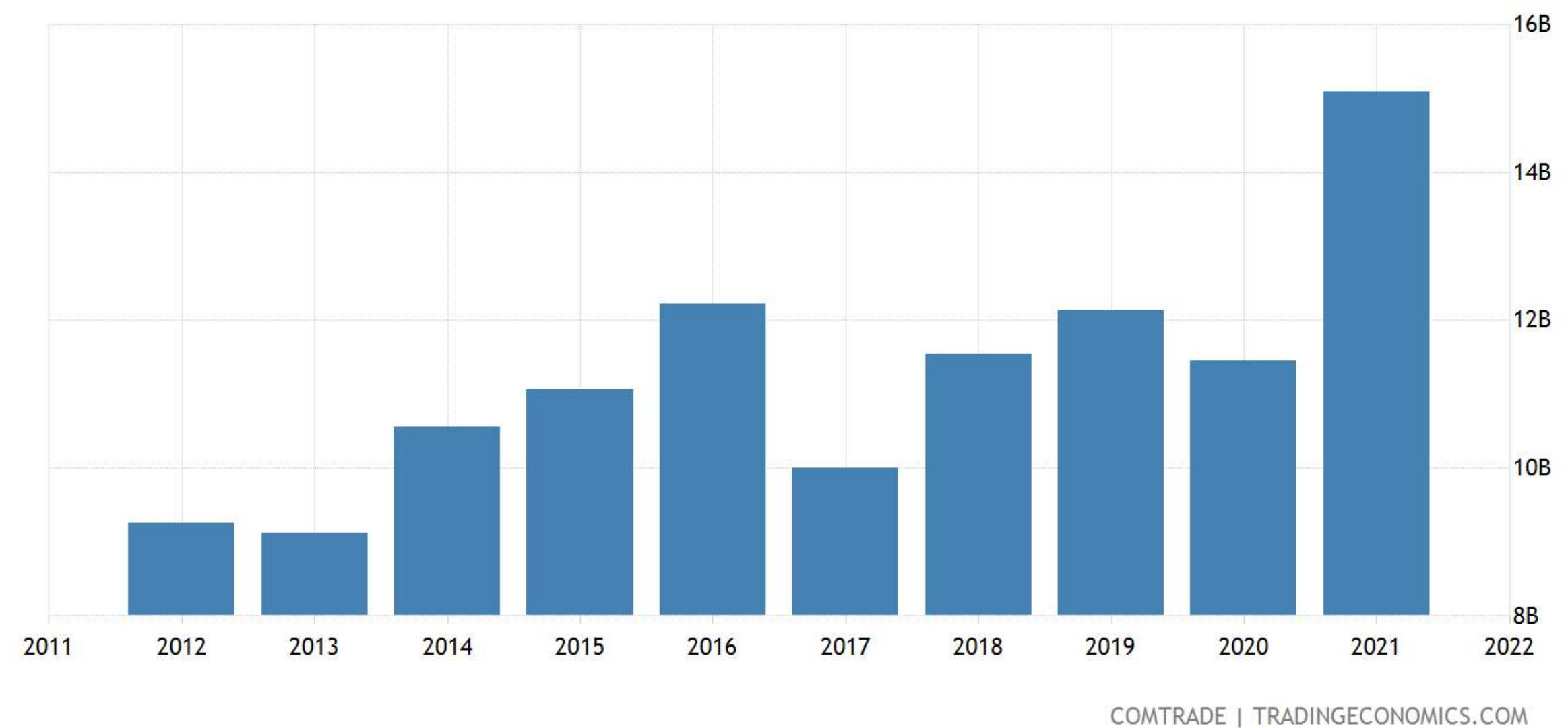


Packaging

Various sizes of packages and containers are available all obeying import and commodity transport rules C21, Full, SFD, SDI, SDW and WRD for packages and C21, Full, SFD, SDI, SDW and WRD for containers

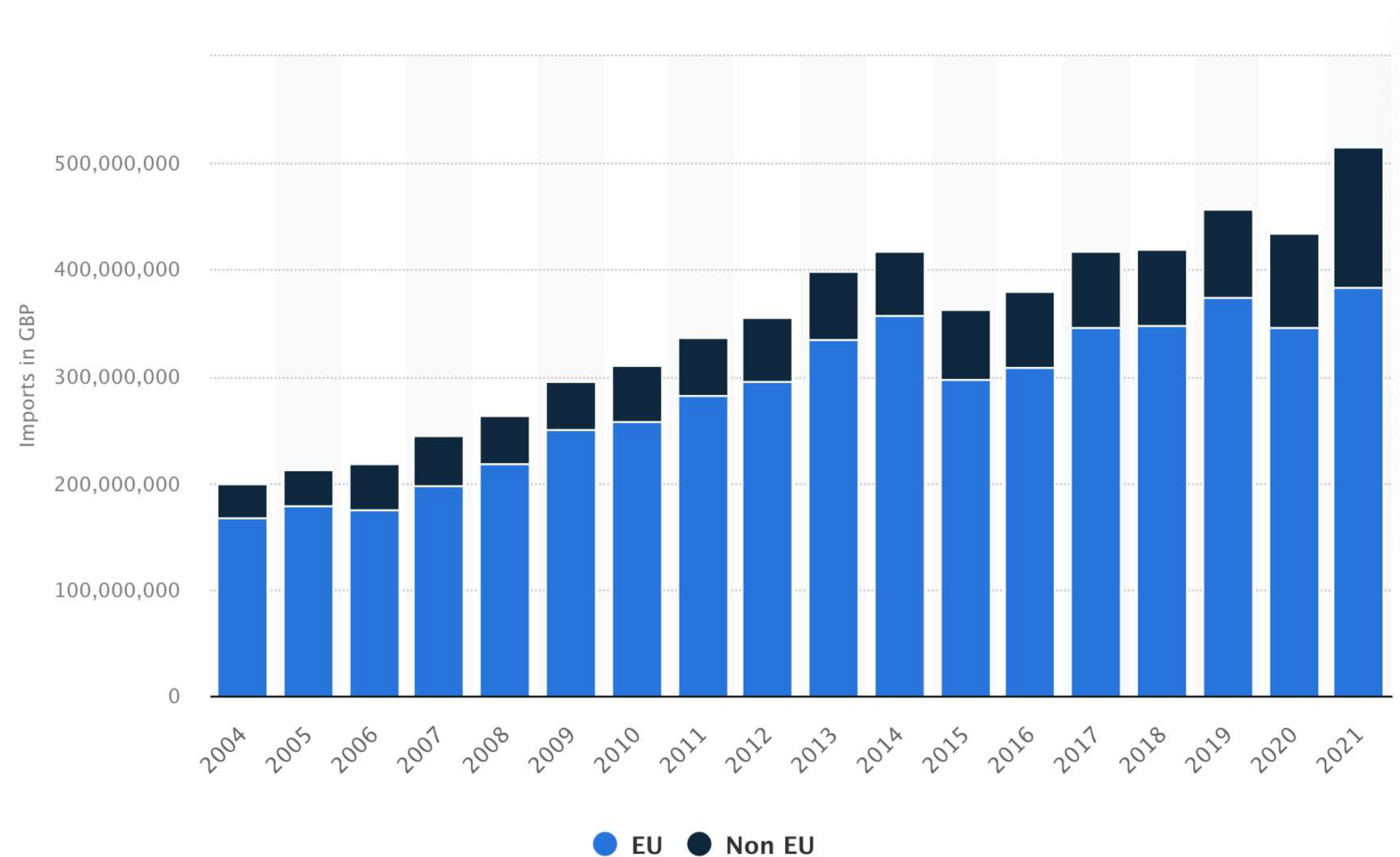
About the Product

United Kingdom Imports from Turkey were US\$15.09 Billion in 2021, according to the United Nations COMTRADE database on international trade. United Kingdom Imports from Turkey - data, historical chart and statistics - were last updated on April 2022



There is a significant rise in overall imports from Turkey to the United Kingdom immediately following the Free Trade Agreement, which happened after the post-Brexit time frame. This demonstrates that the UK government is more focused on trade with Turkey since it offers continuous product movement without any unofficial obstacles imposed by the EU.


According to the most recent truck movement data, freight volumes going between the UK and EU were down 38% in the third week of January 2021 compared to the same week a year earlier. Ben Fletcher, who represents British Manufacturers, including the food and drink industry, stated that importers and exporters have been unable to transport products due to increased red tape, claiming that the supply chain between the UK and the EU has been seriously damaged. **What we provide is continuous commerce and the re-establishment of a continuous supply chain so that UK customers may enjoy high-quality items at competitive prices.**



In 2020, over 340 million British pounds worth of sugar confectionery not containing cocoa was imported into the United Kingdom from countries within the European Union, which was a slight decrease from the 2019 figure of 374 million British pounds. The equivalent data on the value of sugar confectionery exports split by EU and non-EU trade can be found in the above diagram. It is now predicted that in 2022, the UK government is focusing on increasing non-EU countries' imports to balance with EU imports due to the recent downfall in supply-chain regulations with EU countries.

A photograph of a bread display. In the foreground, a silver tray holds several small, round, white bread rolls with dark seeds. To the left, another tray shows golden-brown, elongated bread rolls. In the background, a large, round, rustic loaf sits on a wooden board. To the right, a basket contains sliced bread. The display is set on a table with a red and white striped cloth. A dark blue banner with white text is overlaid on the top left.

WHEAT& BREAD& CEREALS



Certificate

No supplementary unit is required.

Supplementary units are used when an additional measurement unit is needed on customs declarations. For example the quantity of the products as well as the weight in kilograms.

In order to qualify for the lower or zero preferential tariff under the UK-Turkey trade agreement, the product must originate in the UK or Turkey.

You do not need to apply for a preferential tariff (or comply with preferential rules of origin) if the MFN duty for your product is zero.

- claim tariff preference when you're importing
- prove the origin of goods you're exporting



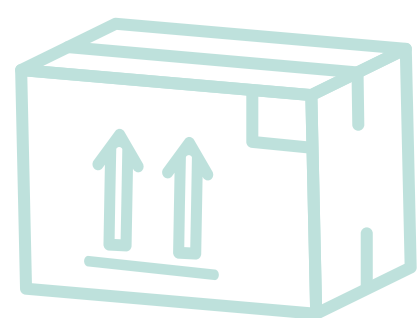
Location

Turkey



Type

- oats
- barley
- bran
- rye
- wheat
- millet
- corn
- soya
- flour
- rice
- pasta
- noodles
- breakfast cereals
- cereal bars



Packaging

container made for food storage that is durable, leak-proof and able to be sealed or covered. Mason jars, plastic box containers, zip-top baggies, plastic gallon jugs, egg cartons, plastic buckets, Styrofoam cartons, thermoses and plastic bags are all food-grade containers.

We provide pre-packed on the demands of the buyer as well as non-packed but container filled products.

- 40'GP Shipping Container
- 40'HC Shipping Container
- 20-foot long shipping container (20' container)
- Dry-Cargo Containers
- Refrigerated Containers
- High Cube Containers

About the Product

Turkey exports around 3 mln tonnes of wheat flour being the global leader. Officially, from June-December 2021, Turkey exported 1.88 mln tonnes of wheat flour and 835 this tonne of macaroni. Whereas Turkish wheat flour exporters will face some difficulties, such as higher freights, lower buying appetite due to stronger prices, etc., the export pace may remain somehow solid and around 3 mln tonnes seasonally may be achieved as well.

In November 2021 United Kingdom's Wheat exports accounted for up to £7.63M and imports accounted for up to £25.9M, resulting in a negative trade balance of £18.3M. Between November 2020 and November 2021, the exports of United Kingdom's Wheat have increased by £2.58M (51.2%) from £5.05M to £7.63M, while imports decreased by £-34.8M (-57.3%) from £60.7M to £25.9M.

IN 2019, UNITED KINGDOM'S MAIN IMPORTING COMPETITORS IN WHEAT WERE:

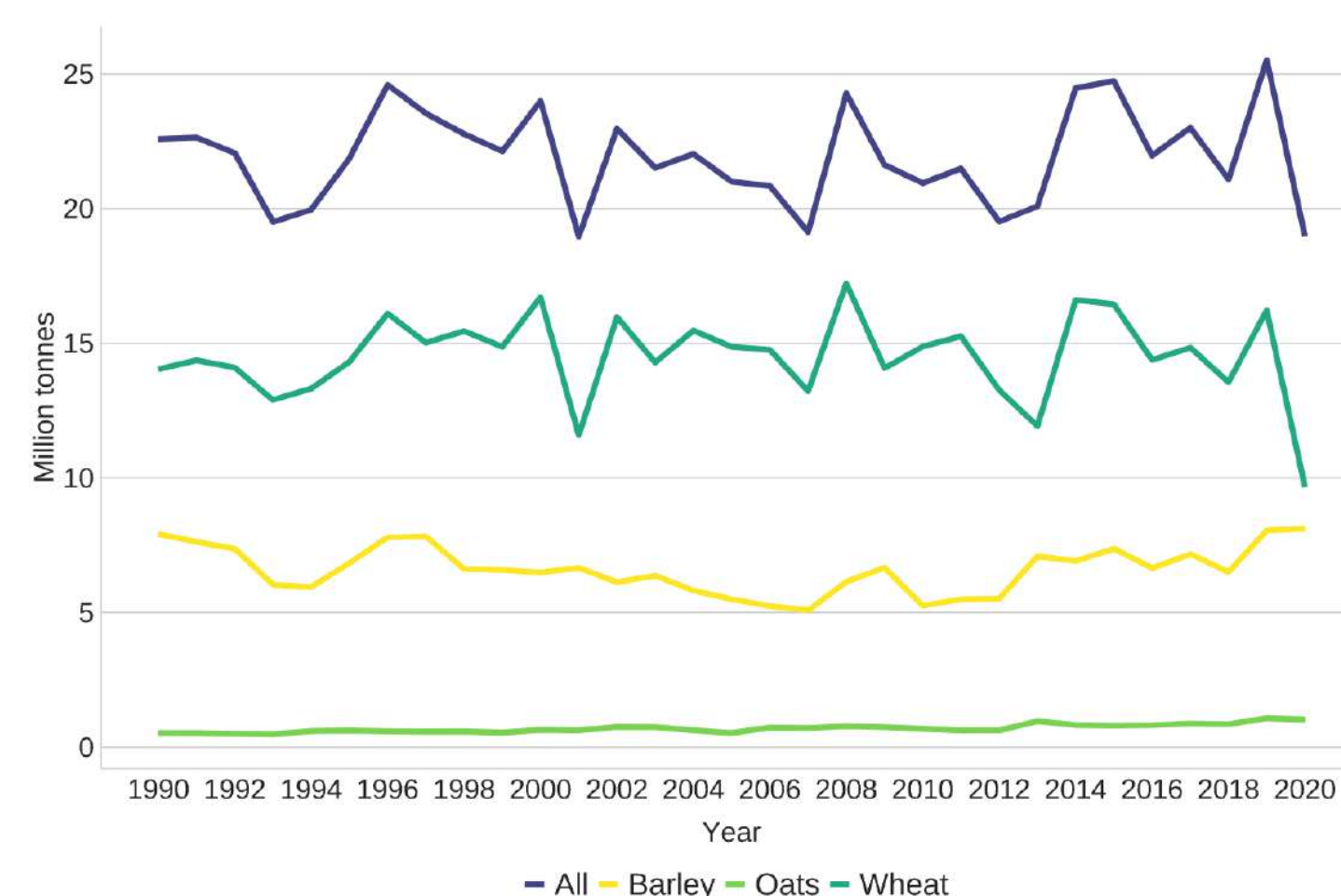
- Egypt,\$5.2B
- China,\$3.47B
- Turkey

UK's food supply is concentrated in the UK and Europe, with over 80% of supply coming from these main sources. The remainder is mostly spread between Africa, Asia, North America, and South America. This picture has changed little in the last 10 years. EU countries continue to be the main source for FFD imports and are therefore essential to the UK's food security. 39% of FFD imports by value were despatched from 4 EU countries (the Netherlands, Republic of Ireland, Germany, and France) in 2020.

The landscape of UK imports and domestic production is currently in a state of change after leaving the European Union, the UK's largest trading partner in agri-food. The impact of the UK's new trading relationship is not yet visible in data. Domestic production may also change in future with the removal of subsidies managed through the European Common Agricultural Policy (CAP) and through the planned introduction of new environmental land management schemes in parts of the UK.

We believe we can help the system of trade to improve, to be more competitive in the market. Our products have qualification certificates that obey the rules and regulations of HM Customs. We also have a continuous supply of products ranging from organic products to inorganic products meeting the demands of a range of preferences.

Figure 2.1.6a: Domestic UK grain production



As is indicated in the data, UK Wheat and all domestic UK grain production have hit the lowest volumes by 2020. This is also due to covid and post-Brexit regulations. What we offer is the stability in the markets as well as competitive pricing in many more varieties of products

The departure of the UK from the European Union and the Single Market on 1 January 2021 has changed the rules and regulations that govern the export and import processes with the EU, and in 2020, COVID-19- had a temporary impact on the availability of some products, like pasta and eggs. Changes have also been evident to trade patterns between GB and Northern Ireland as a result of the Northern Ireland Protocol (NIP). Geographical proximity will still be a major factor in trading arrangements, particularly for relatively low-value short shelf-life products. The establishment of free trade between **Turkey and the UK in 2020 was based on the understanding that these fluctuations were predicted and would be eliminated as much as possible through trade agreements with other non-EU but eurozone countries such as Turkey.**

RSC608403
St Andrews
Edinburgh
United Kingdom

SC653523
St Andrews
Edinburgh
United Kingdom

contact@actinoidgroup.com
clyde-wtn@actinoidgroup.com